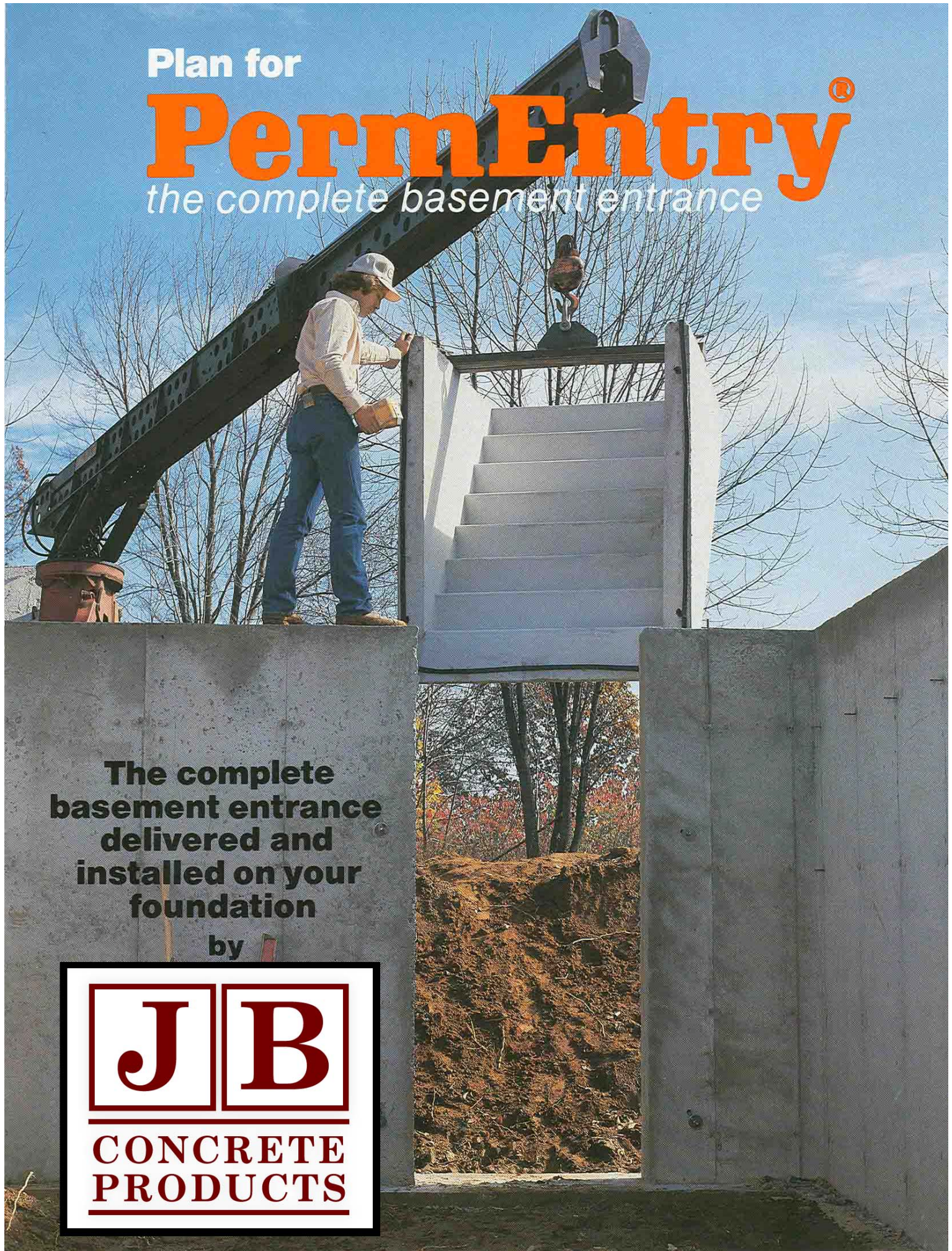


Plan for


# PermEntry®

*the complete basement entrance*



**The complete  
basement entrance  
delivered and  
installed on your  
foundation**



by



**CONCRETE  
PRODUCTS**





# You supply the wall opening. We do the rest.



1. Holes for special strength bolts are drilled through foundation. The PermEntry stairwell is then lowered into position onto foundation footing.

2. Facing surfaces and exterior joints are coated with metallic waterproofing and self-sealing butyl resin strip sealant for watertight seal.



3. Stairwell is secured prior to backfill through foundation wall to built-in steel anchors. On a block foundation a permanent steel support is installed on a concrete slab underneath the unit.


4. The all steel PermEntry basement door assembly is anchored to the stairwell and caulked.

## Get these money saving benefits

- Reduces your excavation cost.
- Saves cost of footings and drain tiles.
- Simplifies construction of foundation wall.
- Affords time saving access to basement during construction.
- Gives you a quality selling feature your customers will recognize and appreciate.

### On the cover:

The PermEntry concrete stairwell being lowered into position by traveling hoist.



The PermEntry basement entrance ready for service. A cost saving convenience during construction. The way to greater living pleasure for homebuyers.



# Homebuyers want the convenience and safety of outside basement access.

With a PermEntry basement entrance, furniture, bikes, garden equipment, all sorts of bulky articles move easily in or out.

The PermEntry basement door is designed to be an attractive and functional part of today's well-planned new home. All operating parts are protected from the weather, enhancing its service-life as well as its trim appearance. The baked-on factory primer provides the ideal base for a finish coat of alkyd metal enamel in the color of your choice after installation.



## Offer your customers added value... access to an extra floor of living space.



Eliminates tracking through first floor rooms. Saves damage to upstairs walls and woodwork.



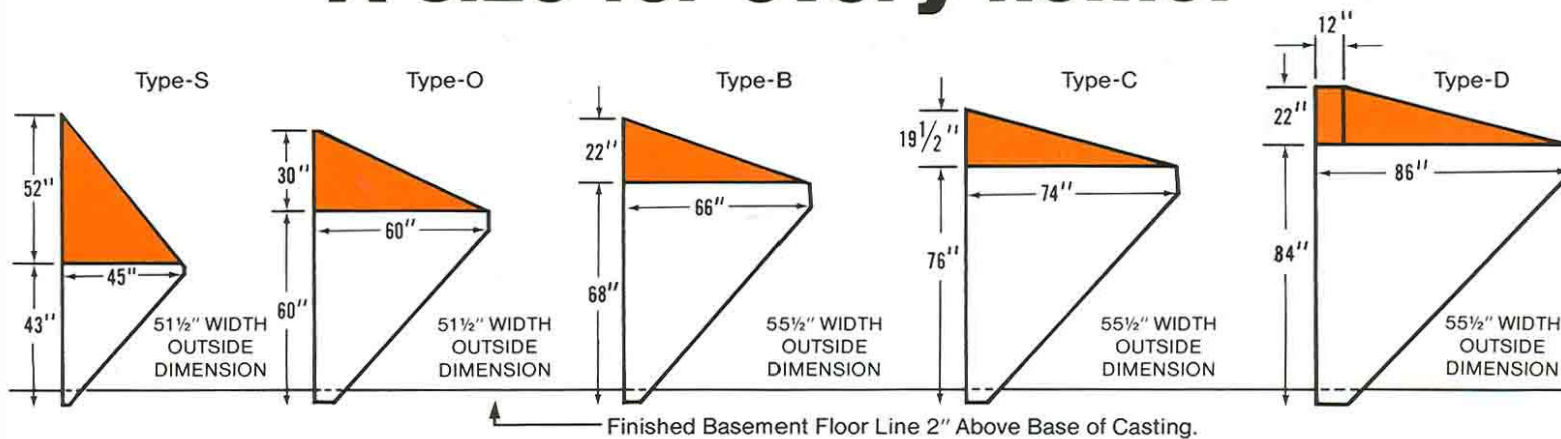
Opens up a valuable space for family activities. Provides a direct way out in an emergency.



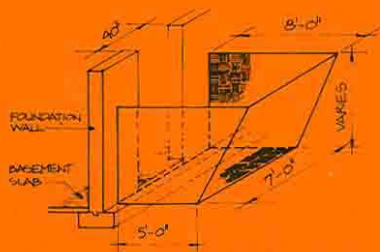
Gives homeowners the all important direct route for everyday utility and convenience... a protected storage area for tools and furniture.



# A size for every home.



## Job Requirements:

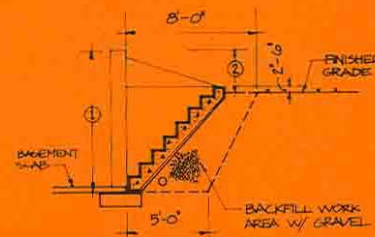


Minimum Work Area For  
PermEntry Door and Stairwell

1. Width of opening in foundation wall should be 40" Maximum for all types.
2. When foundation is backfilled leave minimum work area for PermEntry installation as shown.
3. Ensure proper soil drainage at base of unit — recommend exterior drain tile to daylight.

## How To Order:

1. Determine the height of foundation wall from top of footing.
2. Determine dimension from proposed finished grade to top of foundation wall.
3. Refer to types available and select size to assure top of PermEntry stairwell will be 2" to 6" above finished grade.



Section Thru Installed  
PermEntry Door and Stairwell

## The PermEntry Door:

- Rugged heavy gauge steel throughout
- Neat, trim appearance
- Torsion bar door operators
- Inside locking device
- Automatic hold open door catches
- Flanged, watertight construction

## The PermEntry Stairwell:

- Precast in one piece
- Thoroughly vibrated for maximum density
- Manufactured to rigid specifications for controlled high quality
- A performance-proven product
- Thousands installed since 1960



U.S. Patents 3,307,308  
3,310,275

## J.B. CONCRETE PRODUCTS, INC

1 Arch Street, P.O. Box 387  
Putnam, CT 06260

(860) 928-9365  
(800) 682-5345